


Rosie

COUPLES

Vibrating Cock Ring



USER MANUAL



Just want to have fun



**If you have any product quality issues,
please contact our customer service team via email first.
We will do our best to help you resolve the problem.**

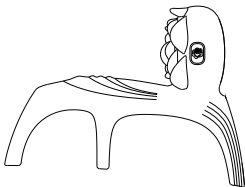
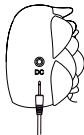
Email : service@blissmakersnovelties.com

Specifications

- Size: 13.1* 9.8cm (DL)
- Material: Body-safe silicone
- Vibration: 9 modes
- Battery: 3.7V, 420mAh, 2.96Wh
- Charging Time: Approximately 120 minutes to full charge
- Usage Time (Top Speed): Approximately 60 minutes
- Waterproof level: IPX6
- Weight: 102g

Operation Instructions

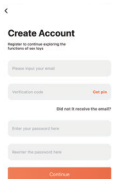
- **Power On / Off:** Long press  for 2 seconds to turn on (standby mode) or off.
- **Vibration Modes:** Short press  to turn on or switch between 9 vibrating modes.



APP QR Code
(Android/iOS system)
scan the QR code with your
phone to download

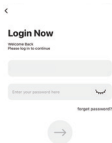


Product QR Code
Use APP to scan the QR code
to bind the device.
or enter the number: 963429




User Registration

First time login please register first




User Login

Use your cell phone number or email address to complete registration and enter your account password to log in



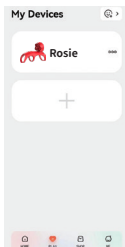
Add Device

First time login requires device binding



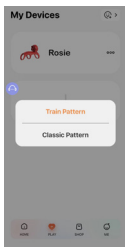
Scan the QR code

Add by scanning the product QR code or entering the product number: 318982.



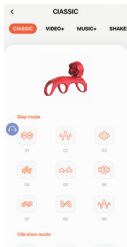
Operation Guide

Click on my to view the operating instructions



Getting Started

Choose your Desired Mode
1.Train Pattern
2.Classic Pattern



Classic Pattern

Explore the Classic Pattern

After selecting the Classic Pattern, there are 6 different modes for you to explore. Enjoy discovering and experiencing each one!



Train Pattern

- Click "**Go**" to start your training.
- Click "**History**" to view your training history. It includes detailed records of usage dates, duration, ratings, and data.
- Click "**Setting**" to see the standards used for product ratings and detailed usage instructions.

< Sexual Training ?



Vibration



Real-Time Training Monitoring and Controls

- **Usage Tracking:** Monitor the duration and scores for your sessions across all 4 modes.
- **Vibration Control:** Click "II" to toggle the vibration feature on or off.
- **Pause Function:** Click the pause button to temporarily halt the test. When you're ready to continue, you can resume without having to restart the test from the beginning. (Ideal for when you need to pause for urgent matters.)

< Sexual Training ?



Heat 250% NONE

Gentle 150% 0099

Stimulated 100% 0213

Vary 500% 0899

Check Ratings

Usage Time and Ratings Across 4 Dimensions

- **Usage Time:** Record the time spent using the device in each of the 4 dimensions.
- **Ratings:** Track and review the scores achieved in each dimension.
- **View Process:** Click to see the training curve throughout your session.
- **Check Rating:** Click to view your training scores.



View Training Curve


Click "View Process"

This will display a graphical representation of your performance and progress during the training.



System Ratings & Calorie Consumption.
View your ratings and
View the calories you consumed during the training.

VIEW Details: Click to see a detailed analysis and usage suggestions.



< Sexual Training ⓘ

View Details

Excelling!
Intensity 85

On the Rise!
Endurance 75

Great Start!
Stimulation 65

Report

Overall, not bad, keep going!

Your intensity is wonderful, as far as that concerned, it would make it more pleasurable if you add more time for the body, just overall your performance is pretty good!

Your stamina is good, it seems that you can make the most of your use. Usually you have on doing exercise and trying of stamina, and that you will do it better.

Your stimulation is so slow you need more after the orgasm every time during the use, do more exercise to achieve the better sexual quality with your partner.

Detailed Ratings, Usage Analysis, and Sex Advice

- **View Detailed Ratings:** Click to access comprehensive ratings in different dimensions.
- **Usage Analysis:** Review in-depth analysis of your usage patterns.

< Sexual Training ⓘ

Date SCORE

28 A >

July

05 C >

12 B >

20 S >

28 A >

August

05 C >

12 A >

C >

20 S >

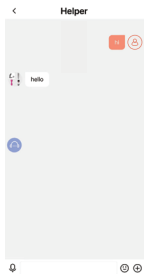
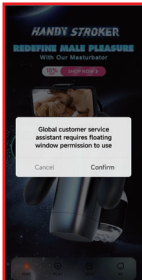
28 A >

View Post-Use Data - Data Tracking

Click "History" to view your training history.

In this section, you'll find detailed records of each use, including the date, time, and specific settings. You can access these records at any time to monitor your progress and compare your results over time.

Note: These records are securely stored and are only visible to you, ensuring your privacy.



For Android: Global Customer Service Assistant requires confirmation of Floating Window permission for use after registering and logging in for the first time. Upon confirmation of authorization send "Hi" in the dialog window to activate the service.



Global Customer Service Assistant : If you have any questions about this product or encounter any problems in using it, you can contact us anytime.

For IOS: No authorization is needed.

EN-7

Usage

1. Always turn off the product when not in use.
2. Keep the device away from direct sunlight to prolong product life.
3. Do not share your companion with others for hygiene reasons.
4. Do not overuse the product for a long period of time as the motor may overheat.
5. Remember not to excessively bend or stretch the product. Never use any force.
6. Do not turn on the device while charging.
7. Keep your product out of the reach of children. This product is intended for use as a toy by adults 18 year of age or older only.

Charging

1. Locate the charging pinhole on the product. Make sure that the USB cable is firmly inserted into the charging pinhole.
2. It will take approximately 120 minutes to fully charge the battery.
3. While charging, your product's light indicator will start to flash. Once your product is fully charged, the light will stop flashing and stay lit.
4. Please don't use the product when it is charging.

Cleaning

1. Please clean the product thoroughly before and after each use.
2. Before cleaning, make sure the product is turned off.
3. Clean the product with warm water and a mild soap (or a toy cleaner).
4. Do not use cleaners containing alcohol, petrol or acetone.
5. After cleaning, store the product in a clean and dust-free place away from direct sunlight.

Notes

1. Always turn off the product when not in use.
2. Keep the device away from direct sunlight to prolong product life.
3. Do not share your companion with others for hygiene reasons.
4. Do not overuse the product for a long period of time as the motor may overheat.
5. Remember not to excessively bend or stretch the product. Never use any force.
6. Keep your product out of the reach of children.
7. Do not turn on the device while charging.

Warranty

The warranty for this erotic product is 1 year from the date of purchase. Any quality problems caused by defects in the manufacture or materials of the product are covered by the warranty. If you have any such quality problems within the warranty period, please notify us and we will replace the product for free. The warranty covers the quality of parts affecting the function of the product but does not cover cosmetic wear and tear caused by prolonged use or wear or damage caused by misuse, negligence, or accident. Any damage caused by attempting to open or disassemble the product (or accessory) is also not covered by the warranty.

If you have any questions, please feel free to contact our after-sales customer service :

service@blissmakersnovelties.com



- 1 For products with APP function, please follow the steps below to install and use.
- 2 Scan the QR code of APP to download, install, register and login.
- 3 **App Store** or **Google Play** (IOS and Android), download and install "Blissmakers", register and sign in.
- 4 Go to the official website to download and install and register and sign in: www.blissmakersnovelties.com

JUST WANT TO HAVE FUN

If you have any product quality issues, please contact our customer service team via email first. We will do our best to help you resolve the problem.

E-mail: service@blissmakersnovelties.com



service@blissmakersnovelties.com